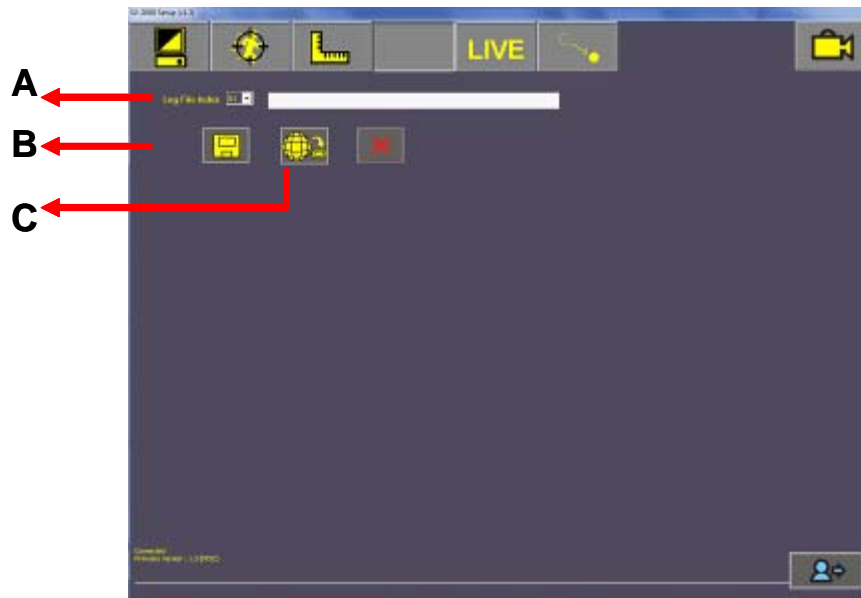


3.5 Misc.



A、Log Index

Select the page number of log files to be saved. The newest one is at the bottom.



B、Save Log

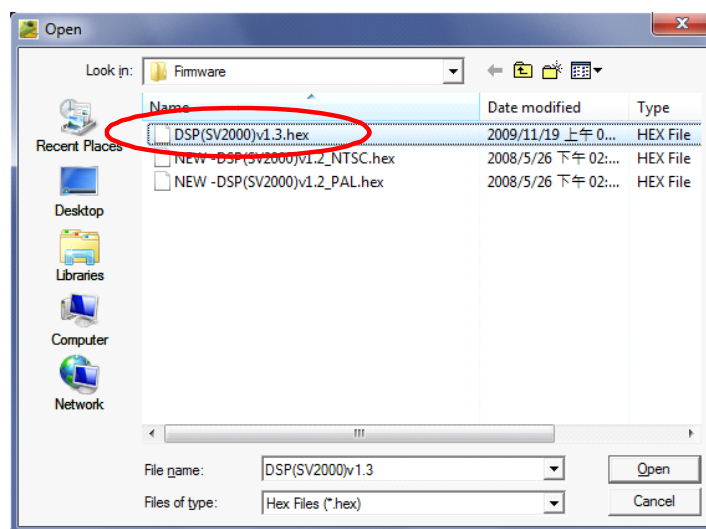
Select the largest number (latest) in log file index and push this button to save the log file to NB PC. Send this log file to Sunvision for diagnosis.



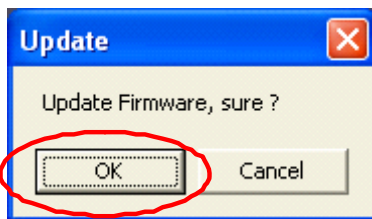
C、Update Firmware

Update the firmware of the DSP card. Open the hex file which you want to update and chose OK to update the firmware.

Step 1. Open Firmware hex file



Step 2. Select OK



Step 3. Wait till process done. This will takes about 5 min.



Step 4. Firmware update done

